

PHYS-2010: General Physics I
Course Lecture Notes
Section I

Dr. Donald G. Luttermoser
East Tennessee State University

Edition 2.3

Abstract

These class notes are designed for use of the instructor and students of the course **PHYS-2010: General Physics I** taught by Dr. Donald Luttermoser at East Tennessee State University. These notes make reference to the *College Physics, 7th Edition* (2005) textbook by Serway and Faughn.

I. Introduction

A. The Nature of Physics: Behavior and composition of matter and energy and their *interactions*.

1. 2 main branches:

a) **Classical Physics:**

i) Classical Mechanics (covered in General Physics I).

ii) Thermodynamics (covered in General Physics I).

iii) Fluid Mechanics (covered in General Physics I).

iv) Electromagnetism (covered in General Physics II).

v) Optics (covered in General Physics II).

vi) Wave Mechanics (covered in General Physics II)..

b) **Modern Physics:**

i) Special Relativity and General Relativity.

ii) Quantum Mechanics (also called Atomic Physics).

iii) Nuclear Physics.

iv) Statistical Mechanics (thermodynamics in terms of probabilities).

v) Condensed Matter (once called Solid State Physics).

2. Matter *moves* (*i.e.*, follows trajectories) as a result of a force being applied to it.
- a) **Contact forces:** Force exerted through a collision as described by Newton's 2nd law of motion: $F = ma$.
 - b) **Field (or natural) forces:** Force exerted on an object from its location in some natural potential field. There are 4 field forces in nature:

Interaction	Relative Strength	Range
Strong [†]	1	10^{-15} m
Electromagnetic ^{†‡}	10^{-2}	∞
Weak ^{†‡}	10^{-6}	10^{-17} m
Gravitational	10^{-43}	∞

[†] - Under high energies, the electromagnetic and weak forces act as one — the Electroweak force.

[‡] - Under even higher energies, all of the natural forces (except gravity) also may act as one, as described by the Grand Unified Theory.

B. The Structure of Physics.

1. There are 6 key definitions that are useful in the description of physics.
 - a) **Concept:** An idea or physical quantity used to analyze nature (*e.g.*, “**space**,” “**length**,” “**mass**,” and “**time**” are concepts).
 - b) **Laws:** Mathematical relationships between physical quantities.
 - c) **Principle:** A very general statement on how nature operates (*e.g.*, the *principle of relativity*, that there is no absolute frames of reference, is the bases behind the *theory of relativity*).

- d) **Models:** A representation of a physical system (*e.g.*, the Bohr model atom).
 - e) **Hypothesis:** The tentative stages of a model that has not been confirmed through experiment and/or observation (*e.g.*, Ptolomy's model solar system).
 - f) **Theory:** Hypotheses that are confirmed through repeated experiment and/or observation (*e.g.*, Newton's theory of gravity). The word "theory" has different meanings in common English (*i.e.*, it can mean that one is making a guess at something). **However, it has a very precise meaning in science! Something does not become a theory in science unless it has been validated through repeated experiment as described by the scientific method.**
2. Scientific theories are developed through the use of the **scientific method**:
- a) A hypothesis is developed from every day experiences or from an instant of insight.
 - b) A model is constructed from the hypothesis.
 - c) The model is tested via repeated experiment and/or observation.
 - d) If the hypothesis/model is confirmed from the experiments and/or observations, it becomes a theory.
3. **Theory is not a dirty word!** In science, the word theory does not mean one has no proof (as this word is commonly used). Indeed, in order for a hypothesis to be accepted as a theory, one

must present experimental and/or observational verification.

C. Units of Measure.

1. There are three different unit systems that are used in science and engineering. In the list below, the first two are commonly called the **metric system**.
 - a) **International Standard (SI) units** (once called mks [for meter-kilogram-second] units). This is the unit system used by most scientists.
 - b) **cgs** (for centimeter-gram-second) **units**. This unit system is still used in some areas of science (*e.g.*, astronomy).
 - c) **English units** (foot-pound-second). This unit system is considered archaic by the scientific community. The United States is the only technologically advanced country that still uses this system (though its scientists do not use it). Strangely, American engineers still use the English system.
2. There are 3 basic units in each unit system that relates to 3 independent concepts in physics: **length**, **mass**, and **time**. For the SI unit system, these 3 concepts are measured in units of:
 - a) **Length [L]**: meter — [m].
 - b) **Mass [M]**: kilogram (“kilo” mean 1000, or 1000-grams) — [kg].
 - c) **Time [T]**: seconds — [s].
3. In order to solve problems in physics, one needs to convert all parameters given to the same unit system — **conversion of units**:

$$v = 5.0 \frac{\text{mi}}{\text{hr}} = \left(\frac{5.0 \text{ mi}}{\text{hr}} \right) \left(\frac{1.6 \text{ km}}{\text{mi}} \right) \left(\frac{10^3 \text{ m}}{\text{km}} \right) \left(\frac{1 \text{ hr}}{3600 \text{ s}} \right) = 2.2 \frac{\text{m}}{\text{s}} .$$

Note in the example above that there are 1.6 km in one mile [mi], 10^3 m in one kilometer [km], and 3600 s (seconds) in one hour [hr]. Also note that the conversion fractions have been set up such that the units cancel until we wind up with the units we want (SI units).

D. Scientific Notation.

1. In physics you often find numbers that are both very large and very small. To handle such numbers, scientists express numbers using **scientific notation**:

$$m \times 10^n .$$

- a) **Rule #1:** m is called the **mantissa** of the number and can be a positive or negative real number, where the absolute value of m ranges anywhere from (and equal to) 1.0 up to (but not including) 10:

$$1.0 \leq |m| < 10.$$

- b) **Rule #2:** n is called the **exponent** of the number and must be a positive or negative integer that ranges from $-\infty$ to $+\infty$:

$$-\infty, \dots, -3, -2, -1, 0, 1, 2, 3, \dots, \infty .$$

2. Powers of 10:

$$\begin{array}{ll}
1,000,000 = 10^6 & 0.000001 = 10^{-6} \\
100,000 = 10^5 & 0.00001 = 10^{-5} \\
10,000 = 10^4 & 0.0001 = 10^{-4} \\
1,000 = 10^3 & 0.001 = 10^{-3} \\
100 = 10^2 & 0.01 = 10^{-2} \\
10 = 10^1 & 0.1 = 10^{-1} \\
1 = 10^0 & 1.0 = 10^0
\end{array}$$

3. In terms of scientific notation, the numbers 232 and 0.0232 are expressed as

$$232 = 2.32 \times 10^2 \quad \text{and} \quad 0.0232 = 2.32 \times 10^{-2}$$

4. Multiplication:

$$\begin{aligned}
(4.6 \times 10^{16})(2.0 \times 10^2) &= 9.2 \times 10^{16+2} = 9.2 \times 10^{18} \\
(-5.0 \times 10^8)(6.0 \times 10^{-10}) &= -30.0 \times 10^{8+(-10)} = -30.0 \times 10^{8-10} \\
&= -30.0 \times 10^{-2} = -3.0 \times 10^{-1} = -0.3
\end{aligned}$$

5. Division:

$$\begin{aligned}
\frac{(6.3 \times 10^8)}{(3.0 \times 10^4)} &= \frac{6.3}{3.0} \times 10^{8-4} = 2.1 \times 10^4 \\
\frac{(6.3 \times 10^8)}{(3.0 \times 10^{-4})} &= \frac{6.3}{3.0} \times 10^{8-(-4)} = 2.1 \times 10^{8+4} = 2.1 \times 10^{12}
\end{aligned}$$

6. Raising to a power:

$$\begin{aligned}
(200)^2 &= (2 \times 10^2)^2 = (2)^2 \times 10^{2 \times 2} = 4 \times 10^4 \\
(1600)^{1/2} &= (16 \times 10^2)^{1/2} = (4^2)^{1/2} \times (10^2)^{1/2} \\
&= 4^{2 \cdot 1/2} \times 10^{2 \cdot 1/2} = 4 \times 10 = 40
\end{aligned}$$

Note that $\sqrt{x} \equiv x^{1/2}$, $\sqrt[3]{x} \equiv x^{1/3}$, etc. Hence, the square root is the same as raising a number or variable to the one-half power. The “ \equiv ” symbol means “defined to be.”

7. Significant Digits.

- a) In multiplication and division, the number of significant figures (or digits) in the final result should be equal to that factor with the least number of significant digits:

$$\frac{(3.0379624 \times 10^{-24}) (\underline{2.6} \times 10^{-2})}{(3.14156 \times 10^{-6})} = 2.514229 \times 10^{-20}$$

$$= \underline{2.5} \times 10^{-20}$$

- b) In addition and subtraction, the vertical column containing the least significant digit limits the result:

$$\begin{array}{r} 37.2697\underline{2} \quad (7 \text{ s.d.}) \\ 25.4\underline{3} \quad (4 \text{ s.d.}) \\ .83\underline{7} \quad (3 \text{ s.d.}) \\ 101.2\underline{2} \quad (5 \text{ s.d.}) \\ \underline{3.1} \quad (2 \text{ s.d.}) \\ 167.85672 = 167.\underline{9} \quad (4 \text{ s.d.}) \end{array}$$

Here we rounded the least significant digit up by one since the digit just to the right of it is 5 or above.

- c) To add or subtract numbers written in scientific notation, one must first reexpress the numbers such that they all have the same power of 10. Then the addition or subtraction is carried out following the technique above:

$$\begin{array}{r} 3.7697 \times 10^{-4} = 376.9\underline{7} \times 10^{-6} \\ -2.892 \times 10^{-6} = \underline{-2.892} \times 10^{-6} \\ \hline 374.0\underline{78} \times 10^{-6} = 3.740\underline{8} \times 10^{-4} \end{array}$$

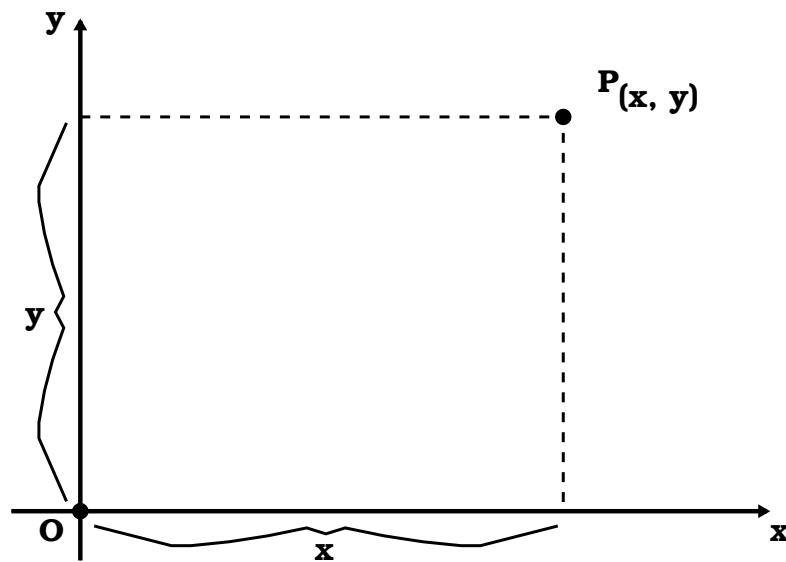
- d) The significant digits of powers and roots are treated the same as multiplication and division.

- e) When an expression has both addition/subtraction and multiplication/division, both rules will have to be used in the order defined by the equation set-up.

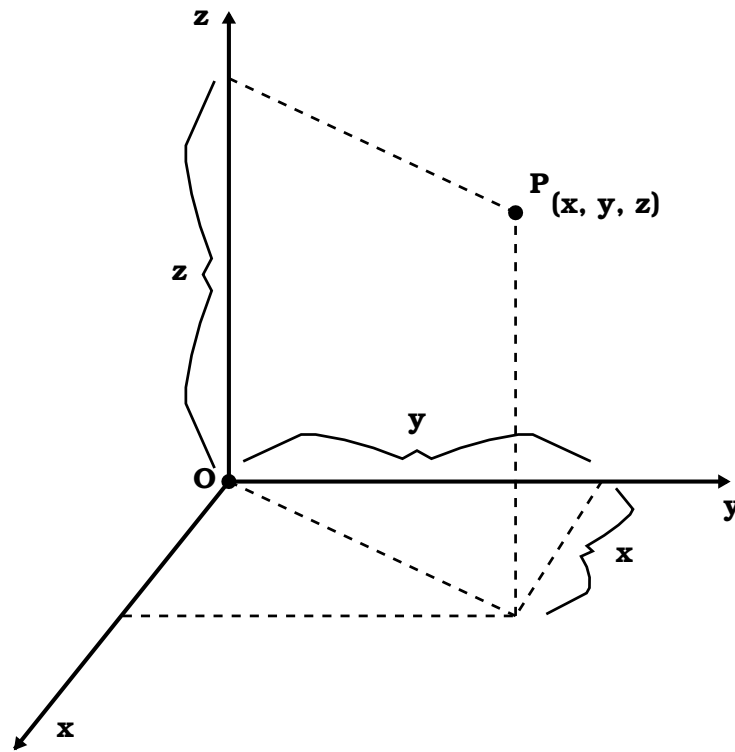
E. Coordinate Systems.

1. Cartesian or orthogonal coordinates (x, y, z) .

- a) 2-D (x, y) :

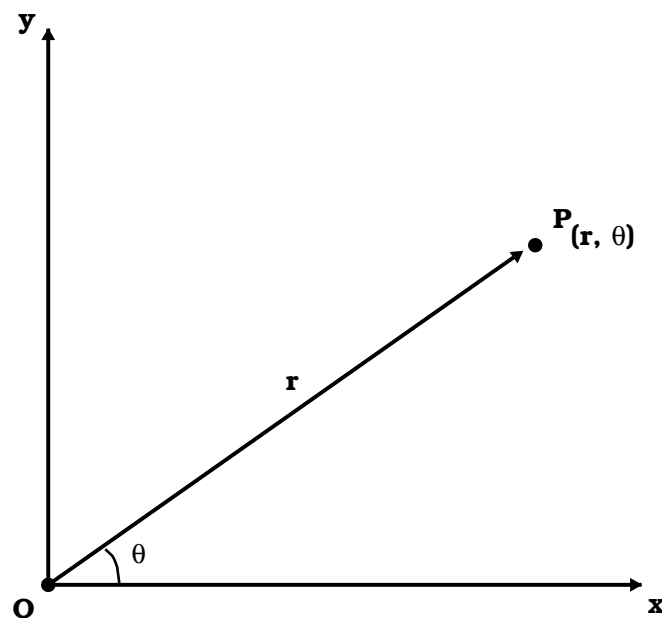


- b) 3-D (x, y, z) : (Note that the 3 axes in Cartesian 3-D space have a specific orientation that follows the **right-hand rule**: With your right hand thumb extended perpendicularly away from your hand, follow the rotation of the x -axis with your fingers curving towards the y -axis. Then, the direction your thumb points is the direction that the z -axis points.)



\Rightarrow Note that the data point $P(x, y)$ is y units to the right of the origin, z units above the origin, and x units out of the page from the origin.

2. **Polar coordinates** (r, θ) can also be used in 2-D situations. In 3-D, polar coordinates become either **spherical coordinates** (r, θ, ϕ) or **cylindrical coordinates** (r, θ, z) .



- a) r is called the **radius vector** as is the distance that a point is away from the *origin*.
- b) θ (Greek letter “theta”) is the angle that the radius vector, r , makes with the x -axis.

3. Coordinate Conversion.

- a) To convert from polar coordinates to Cartesian coordinates, use

$$x = r \cos \theta$$

$$y = r \sin \theta$$

- b) To convert from Cartesian coordinates to polar coordinates, use

$$r = \sqrt{x^2 + y^2}$$

$$\tan \theta = y/x$$

Note that the $\tan \theta$ conversion equation is only valid in Quadrant I ($+x, +y$) and Quadrant IV ($+x, -y$) of polar plots.